











BATTERY CHARGER SELECTION GUIDE


Single Battery Bank Systems Selection Chart

 - Recommended  - OK  - Not Recommended Average Battery Ratings CCA: 700 Amp Hour: 100					DDEC Systems   Main Battery  Engine Battery
---	---	---	--	---	---

			PARASITIC LOADS IN AMPS																	
Charger Series	Amps	Page	0	5	10	0	5	10	0	5	10	0	5	10	20	0	5	10		
AUTO CHARGE CHIEF SERIES																				
Chief Series 4012	40	12																		
Chief Series 6012	60	12																		
AUTO CHARGE																				
Auto Charge 12H0	20	13																		
LOW PROFILE																				
LPC 7	7	10																		
LPC 20	20	11																		
LPC 45 (24V)	45	22																		
LPC 80	80	11																		
EV																				
EV-40	40	18																		
AUTO CHARGE - BATTERY SAVER																				
Auto Charge 1000	18	14																		
Auto Charge 20/20	40	15																		
Auto Charge 35/10	45	16																		
Auto Charge 40/20	60	17																		
WATERPROOF																				
WP-35	35																			
PUMP PLUS																				
Pump Plus 1000 PLC	18	50																		

These chargers are for average recharge rates and average sized batteries. For specific applications, please contact our sales or engineering department with battery size, parasitic loads and required recharge time.

Dual Battery Bank Systems Selection Chart



			PARASITIC LOADS IN AMPS											
Charger Series	Amps	Page	0	5	10	0	5	10	0	5	10	0	5	10
AUTO CHARGE CHIEF SERIES														
Chief Series 4012	40	12												
Chief Series 6012	60	12												
AUTO CHARGE														
Auto Charge 11	10	19												
Auto Charge 11H0	10	19												
AUTO CHARGE - BATTERY SAVER														
Auto Charge 2000 PLC	18	20												
EURO														
Euro II	12	23												
Euro II VHO	40	23												
Euro III	9 & 18	24												
PUMP PLUS														
Pump Plus H0	11	52												
Pump Plus 2000 PLC	18	51												

These chargers are for average recharge rates and average sized batteries. For specific applications, please contact our sales or engineering department with battery size, parasitic loads and required recharge time.