

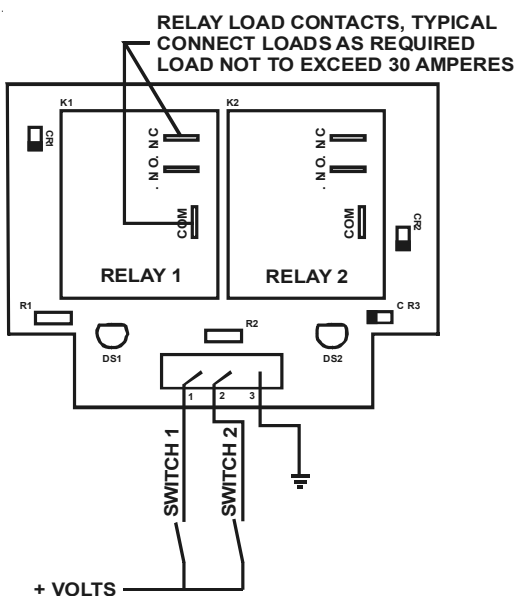
INSTALLATION INSTRUCTIONS

Model 091-32-029()-XX, 2 Relay Board

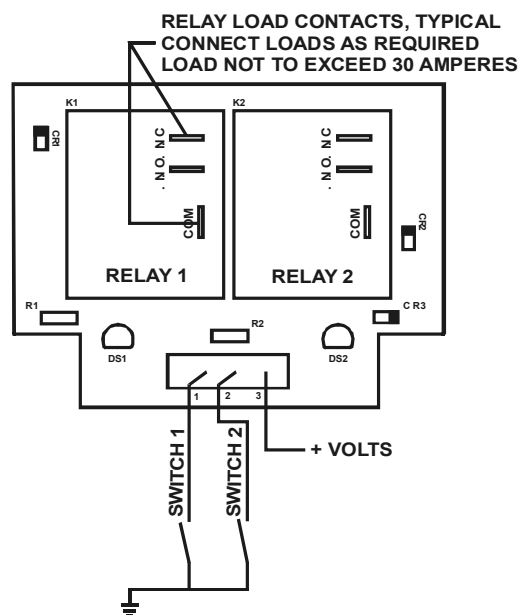
The 091-32-029()-XX Relay Board contains 2 relays mounted in a single assembly along with indicating LED's and suppression diodes across each relay coil. The assembly is available for either 12 or 24 volt systems and for operation by supplying +12 volts to the relay or by grounding the relay. The table below outlines the part numbers, voltages and wiring configuration.

Installation is simple and consists of mounting the base in a suitable location. The common terminal is connected to either the vehicle Ground or to + voltage depending on the model. Inputs are supplied to the other two inputs. When the relays are energized the adjacent LED lights. The relays have 30 amp contacts which are accessible through 1/4 inch quick disconnect terminals. Both normally open and normally closed contacts are provided for complete circuit flexibility.

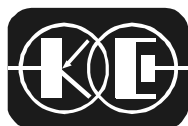
Part Number	Voltage	Common Connection	Input to Operate
091-32-029N-12	+ 12 Volts	+ 12 Volts	Ground
091-32-029P-12	+ 12 Volts	Ground	+ 12 Volts
091-32-029N-24	+ 24 Volts	+ 24 Volts	Ground
091-32-029P-24	+ 24 Volts	Ground	+ 24 Volts



"P" Assembly



"N" Assembly



SINCE 1967, DESIGNERS OF INNOVATIVE PRODUCTS

KUSSMAUL ELECTRONICS COMPANY, INC.

170 CHERRY AVENUE, WEST SAYVILLE, NEW YORK, 11796-1221 USA

Phone: 631 567-0314, Toll Free: 800 346-0857, Fax: 631 567-5826, E-Mail: sales@kussmaul.com, Web: www.kussmaul.com