


## INSTRUCTION MANUAL

---

# AUTO-PUMP<sup>®</sup> HP

120 VAC  
**HIGH PRESSURE  
AIR COMPRESSOR SYSTEM**

**MODEL # 091-9HP**



**INPUT: 110-115volt, 50/60 Hz, 3.3 AMPS**

**1 YEAR WARRANTY**

---

170 Cherry Avenue  
West Sayville, NY 11796  
[www.kussmaul.com](http://www.kussmaul.com)

**KE KUSSMAUL<sup>™</sup>**  
**ELECTRONICS**  
*ENERGIZED AND READY, WHEN SECONDS COUNT*

Ph: 800-346-0857  
Fax: 631-567-5826  
[sales@kussmaul.com](mailto:sales@kussmaul.com)

# INTRODUCTION

---

The 091-9HP Auto-Pump Air Compressor system is a 120 volt 50/60 Hz split capacitor A.C. motor operating a single cylinder air compressor designed specifically for installation on vehicles with air brakes. During long idle periods of the vehicle when even the slightest seepage can cause an air brake system pressure to drop below the brake lockup pressure, the Auto Pump automatically starts to maintain the pressure.

The Auto Pump motor is directly coupled to the compressor section eliminating all belts and pulleys assuring long life and reliable operation. A heavy duty pressure switch is adjusted to start the compressor when the system pressure drops below 110 psi and stops the compressor when 125 psi is attained. The pressure switch is adjustable.

A moisture trap is mounted on the Auto Pump. This captures any condensate which results from compressing the air. **CONDENSATE MUST BE DRAINED WEEKLY.**

Please read and follow the installation instructions carefully . The Auto Pump requires no routine maintenance EXCEPT FOR DRAINING THE MOISTURE TRAP. A careful installation will assure years of trouble free operation.

**NOTE**  
**THIS PUMP REQUIRES A MINIMUM OF 120 VAC FOR  
OPERATION. AT LOWER VOLTAGES THE PUMP MAY NOT START**

# **CAUTION**

**NO CONDENSATE OR  
WATER MUST BE ALLOWED  
TO ENTER OR ACCUMULATE  
IN THE OUTPUT**

**OF THE AUTO PUMP.**

**ROUTE OUTPUT PRESSURE  
LINE DOWNWARD FROM  
AUTO PUMP TO PERMIT  
MOISTURE TO DRAIN AWAY.**

**CONDENSATE TRAP MUST BE**

**DRAINED WEEKLY**

**WATER IN THE PUMP  
OUTLET WILL INDUCE**

**FAILURE !**

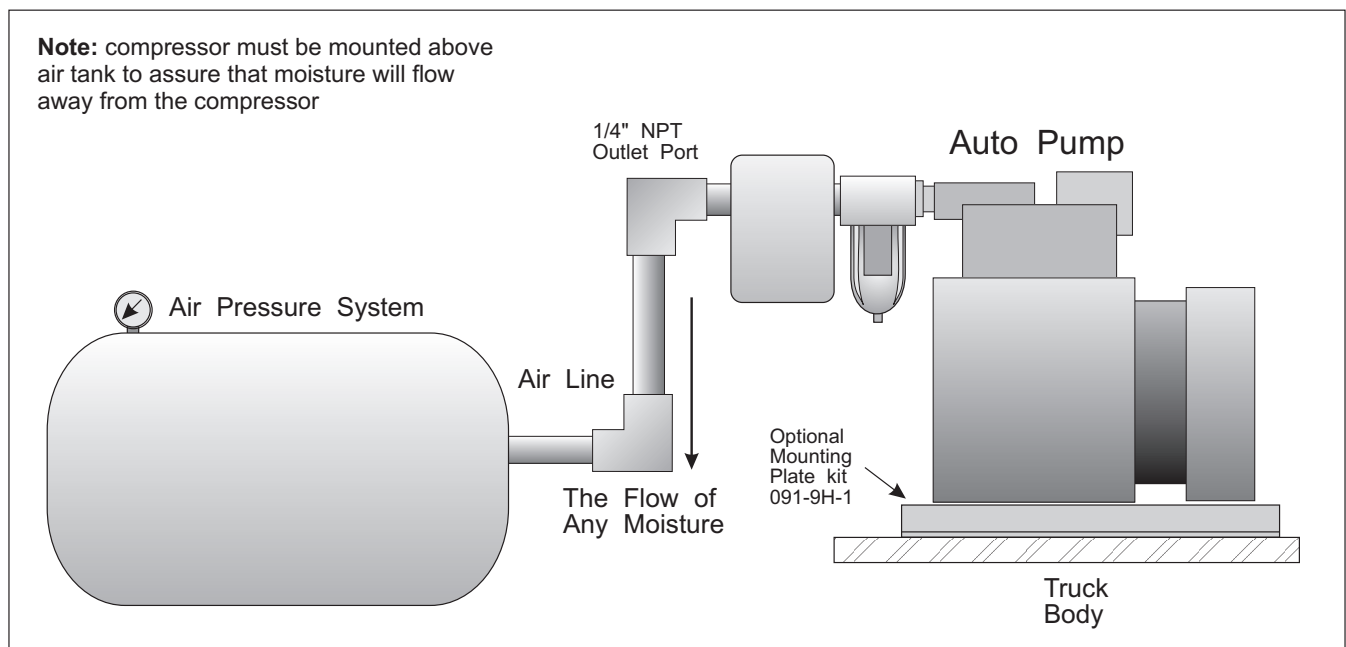
**WATER DAMAGE WILL  
VOID WARRANTY**

# VEHICLE TUBING INSTALLATION

1. Mount all components in a suitable location, preferably in a high area above the air system. Do not mount in engine compartment or near any source of heat or dirt . The system may be connected to any point in the vehicle's air system .
2. Mount air compressor in a vertical position as shown.
3. **CAUTION** no condensate or water must be allowed to enter or accumulate in the output of the Auto Pump . Route output pressure line downward from Auto Pump to permit moisture to drain away . **Water in the pump outlet will induce failure .**

## DRAIN CONDENSATE SEPARATOR WEEKLY

4. All connections for air lines are 1/4" NPT . Use Teflon tape, or equivalent on all connections to insure no leakage of air.
5. The recommended installation of the Auto Pump air compressor system is shown below.
6. Note that an external check valve is located between the compressor and the pressure switch. No additional check valve is required.
7. Mount the air compressor. Connect a suitable piece of flexible tubing from the outlet port of compressor to the air tank . (Tubing and connectors are not supplied.)
8. An optional Mounting Plate 091-9H-1 is available to reduce any vibration and noise from the Auto Pump and to simplify pump mounting.



# VEHICLE WIRING INSTALLATION

---

1. The Auto Pump is supplied with an unterminated 120VAC CE rated line cord.

Wire the pump as follows: Brown wire - Line  
Blue Wire - Neutral  
Green/Yellow Wire - Ground

## SPECIFICATION

---

**Input :** 110-115 volts A.C. 50/60 Hz, 3.3 amps

**Weight:** 13 lbs

**Motor Horsepower:** 1/8 HP

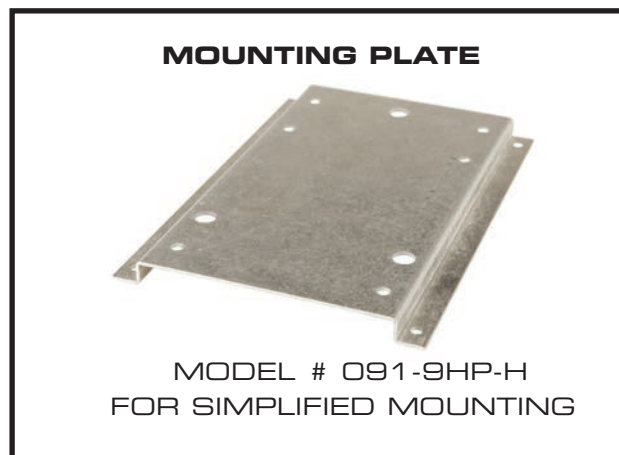
**Motor Type:** Split capacitor A.C.

**Pressure Switch:** set to 105 PSI Cut-in, 125 PSI Cut-out (+/- 5 PSI)

**Outlet Connection:** 1/4" NPT, Female

## ACCESSORIES

---



---

170 Cherry Avenue  
West Sayville, NY 11796  
[www.kussmaul.com](http://www.kussmaul.com)

 **KUSSMAUL™**  
**ELECTRONICS**  
*ENERGIZED AND READY, WHEN SECONDS COUNT*

Ph: 800-346-0857  
Fax: 631-567-5826  
[sales@kussmaul.com](mailto:sales@kussmaul.com)

## WARRANTY POLICY

---

**CAUTION:** WATER IN THE PUMP OUTLET  
WILL INDUCE FAILURE

**WATER DAMAGE WILL VOID WARRANTY**

All Auto Pumps of Kussmaul Electronics Company Inc. are warranted to be free of defects of material or workmanship. Liability is limited to repairing or replacing at our factory, without charge, any material or defects which become apparent in normal use within 1 year from the date the equipment was shipped. Equipment is to be returned, shipping charges prepaid and will be returned, after repair, shipping charges paid.

Kussmaul Electronics Company, Inc. shall have no liability for damages of any kind to associated equipment arising from the installation and /or use of the Kussmaul Electronics Company, Inc. products. The purchaser, by the acceptance of the equipment, assumes all liability for any damages which may result from its installation, use or misuse, by the purchaser, his or its employees or others.



Members of  
Fire and Emergency  
Manufacturers and  
Service Association



Members of  
National Fire  
Protection  
Association



Members of  
Fire Apparatus  
Manufacturers  
Association



170 Cherry Avenue  
West Sayville, NY 11796  
[www.kussmaul.com](http://www.kussmaul.com)



Ph: 800-346-0857  
Fax: 631-567-5826  
[sales@kussmaul.com](mailto:sales@kussmaul.com)