

# AUTO CHARGE 11DV AUTOMATIC BATTERY CHARGER



**NOTE :**  
This charger is  
designed for  
vehicles with  
dual batteries  
and negative ground.

**MODEL # : 091-11-DV**

**INPUT: 115 or 230 volt, 50/60 Hz, 2 Amps**

**OUTPUT: 11 Amperes D.C.**

File: 091-11DV-1  
Rev: A  
Revised By: PSS  
Date: 08-30-05

3 YEAR WARRANTY

---

170 Cherry Avenue  
West Sayville, NY 11796  
[www.kussmaul.com](http://www.kussmaul.com)

**KUSSMAUL™**  
**ELECTRONICS**  
ENERGIZED AND READY, WHEN SECONDS COUNT

Ph: 800-346-0857  
Fax: 631-567-5826  
[sales@kussmaul.com](mailto:sales@kussmaul.com)

# INTRODUCTION

---

The Auto Charge 11DV Battery Charger is a compact completely automatic charger designed for installation on vehicles with two batteries. An internal charge divider charges both batteries simultaneously while maintaining battery isolation. Remote sensing permits long lines between the charger and the batteries by compensating for the voltage drop in the charging wires. An ammeter provides continuous indication of the charger output. Input power may be either 115 volts or 230 volts . A voltage selector switch is provided on the end panel near the output terminal strip.

Construction of the Auto Charge 11DV is extremely rugged to withstand the shock and vibration normally encountered by vehicle mounted equipment. The unit operates completely automatically and stops charging the batteries when they are fully charged. There is no trickle charge and therefore no danger of overcharging and water boil-off. Any parasitic loads on the battery such as radio, lights, etc., are automatically supplied with current by the charger.

# INSTALLATION

---

The Auto Charge 11DV Automatic Battery Charger should be installed in an area with adequate ventilation. A power cord is supplied for connection to 115 or 230 volts 60 Hz.

1. Mount the charger using the four holes provided for this.
2. Connect the wiring from the batteries to the Output Terminal Strip. Spade lugs that have been securely crimped, or soldered, should be used.
3. Connect the wiring to the batteries. Ring lugs that have been securely crimped, or soldered, should be used.
4. Double check all wiring before proceeding.
5. Wire the A.C. power line cord to 115 or 230 volts.
6. Pilot light will light to show that the charger has power.

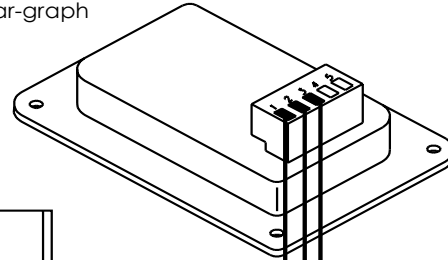
# INSTALLATION WIRING DIAGRAM

115 or 230 voltage selector switch.

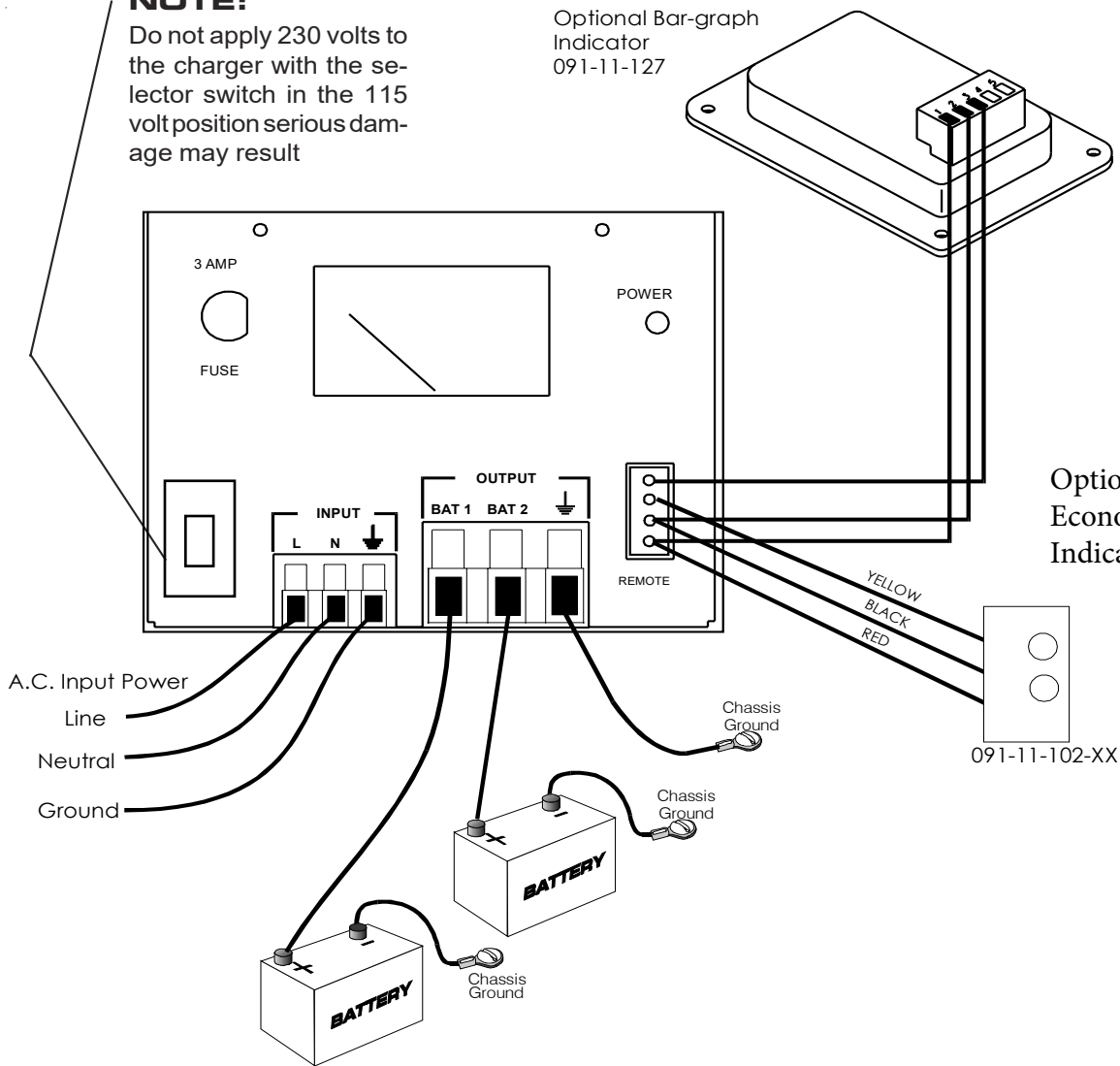
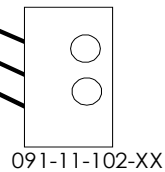
**NOTE:**

Do not apply 230 volts to the charger with the selector switch in the 115 volt position serious damage may result

Optional Bar-graph Indicator  
091-11-127



Optional Economy Indicator



**IMPORTANT:** Charger output wire size is 14 awg. Wire size is for a maximum length of 20 feet. If wiring is to be longer, larger wiring is required. Additional information is available on request.

# SPECIFICATION & OUTLINE

## SPECIFICATIONS:

**Input:** 115V or 230V 50/60Hz,  
2 amps, switch selectable

**Output:** see chart

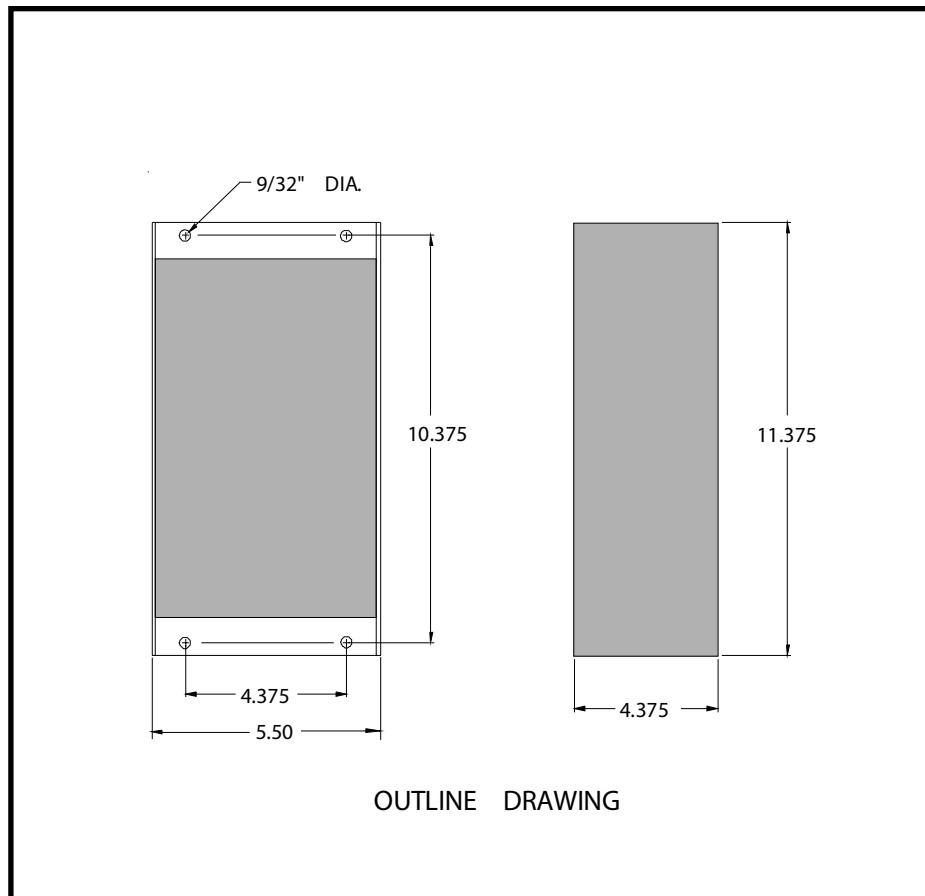
**Output Current:** see chart

**Charge Indicator:** 0-15 amps 5%

**Weight:** 12 lbs

## SPECIFICATION CHART

Model #	Amps	Voltage
091-11DV-6	12	6
091-11DV-12	12	12
091-11DV-24	6	24
091-11DV-POS	12	12



# INSTALLATION RECORD

---

DATE INSTALLED \_\_\_\_\_

INSTALLED BY \_\_\_\_\_

VEHICLE IDENTIFICATION \_\_\_\_\_

VEHICLE OWNER \_\_\_\_\_

# WARRANTY POLICY

---

All products of Kussmaul Electronics Company Inc. are warranted to be free of defects of material or workmanship. Liability is limited to repairing or replacing at our factory, without charge, any material or defects which become apparent in normal use within 3 years from the date the equipment was shipped. Equipment is to be returned, shipping charges prepaid and will be returned, after repair, shipping charges paid.

Kussmaul Electronics Company, Inc. shall have no liability for damages of any kind to associated equipment arising from the installation and/or use of the Kussmaul Electronics Company, Inc. products. The purchaser, by the acceptance of the equipment, assumes all liability for any damages which may result from its installation, use or misuse, by the purchaser, his or its employees or others.



Members of  
Fire and Emergency  
Manufacturers and  
Service Association



Members of  
National Fire  
Protection  
Association



Members of  
Fire Apparatus  
Manufacturers  
Association



---

170 Cherry Avenue  
West Sayville, NY 11796  
www.kussmaul.com



Ph: 800-346-0857  
Fax: 631-567-5826  
sales@kussmaul.com